



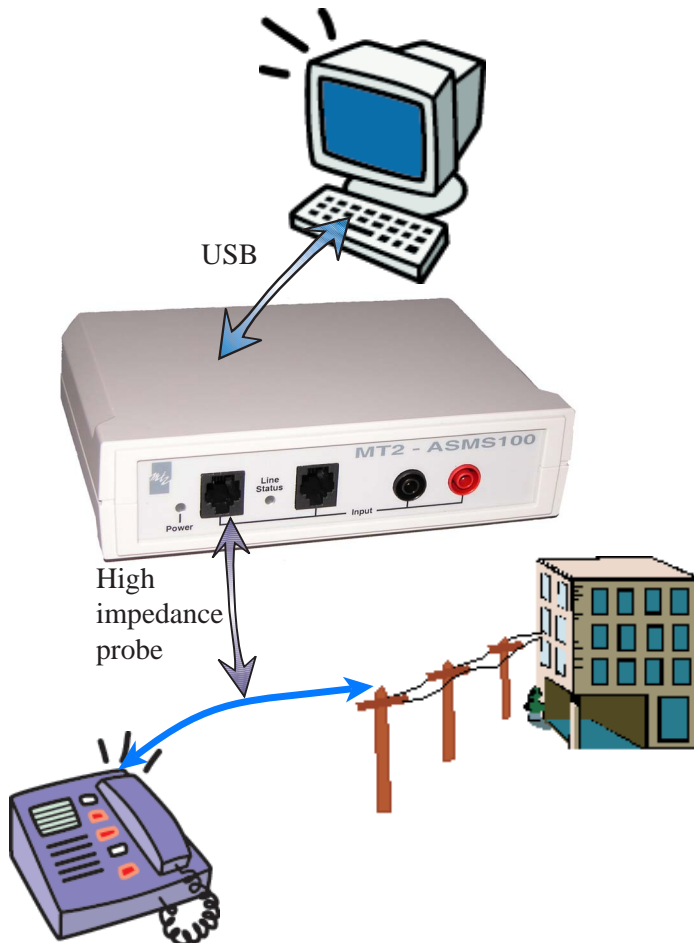
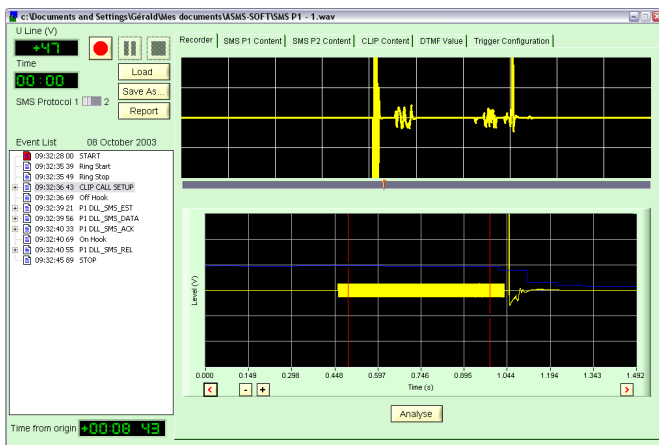
# ASMS 100

## Signal analyzer for telephony applications

The ultimate tool for recording, showing and analysing telephone line signals, **from the physical layer up to CallerID and SMS analysis**

### Technical specifications

- **Complete capture** : Thanks to specific circuits, the line is monitored from the **DC level up to 24KHz (sampling rate 48KHz)**.
- **High impedance** : The probe is high impedance ( $1M\Omega$ ) and floating. It is connected directly to the line (tip and ring wires) without any effect on the signals.
- **USB connection to the PC** : This feature allows hot plug and ease of use, while a high speed data transfer is achieved.
- **Scope like display** : The signal is displayed in real time in a pair of windows : overview and zoom.
- **Event decoder** : The telephony events are decoded and time stamped. They are stored and displayed in a table. Decoded events are :
  - On/Off Hook
  - Line reversal
  - DTMF code
  - Ringing
  - V23 and Bell202 bytes decoding for analysis :
    - CallerID typeI and typeII
    - SMS (ETSI ES201912 protocol 1 and 2)
- **Analysis of signal** : for each part of the signal, FFT analysis (precise level and frequency) is displayed in a spectrum window.
- **Automatic report generation** : In only one click generate a complete report in a Word file.
- **Storage** : the signal can be recorded an recall for later analysis.
- **Power supply** : Through USB V1.1.
- **Temperature range**: operation at 15 to 35 °C.
- **Dimensions** (L x W x D): 155 x 105 x 45 mm.
- **Weight** : 500 g. approx.



Informations subject to change, all rights reserved - 10/2005

# ASMS 100

## Signal analyzer for telephony applications

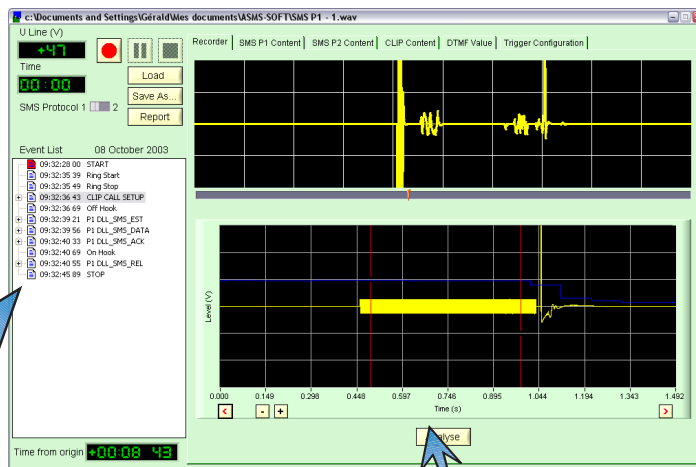
A revolutionary tool showing signals, from the physical layer up to CallerID and SMS analysis

### A tool for signal analysis

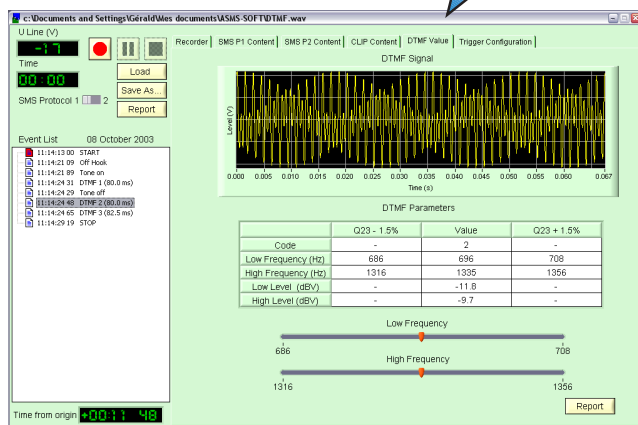
**EASY to use !**

From the direct or wave file signal

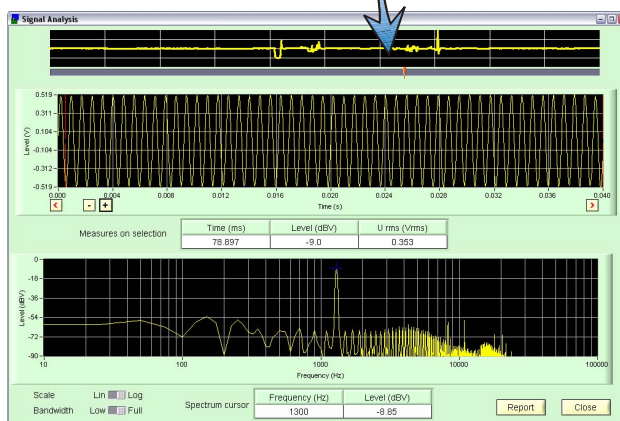
The signal is can be zoomed and analysed : time measurement, FFT analysis, levels (dBV/Vrms), ...



Example of DTMF analysis :

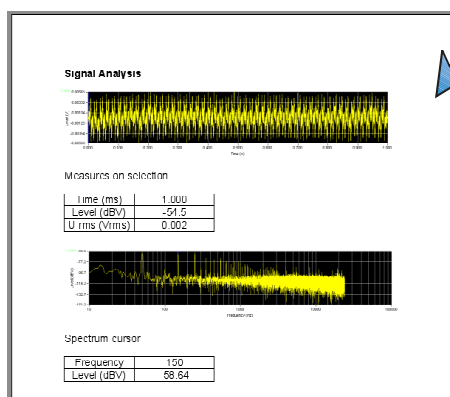


Analysis window :



### Report generation

With a simple click, you generate a word file :



# ASMS 100

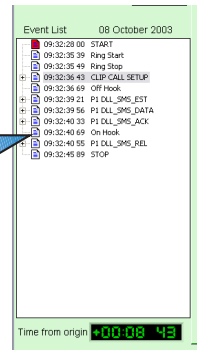
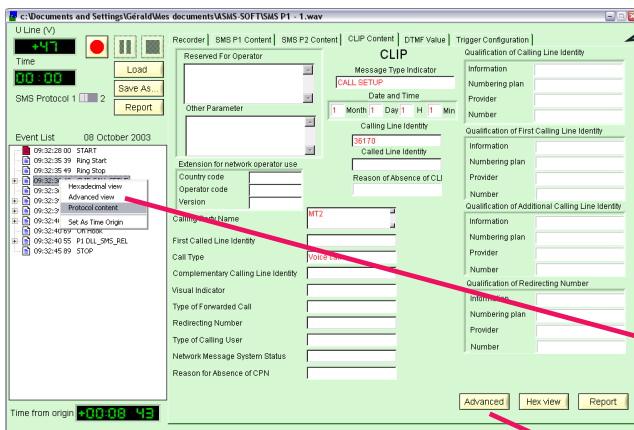
## Signal analyzer for telephony applications

A revolutionary tool showing signals, from the physical layer up to CallerID and SMS analysis

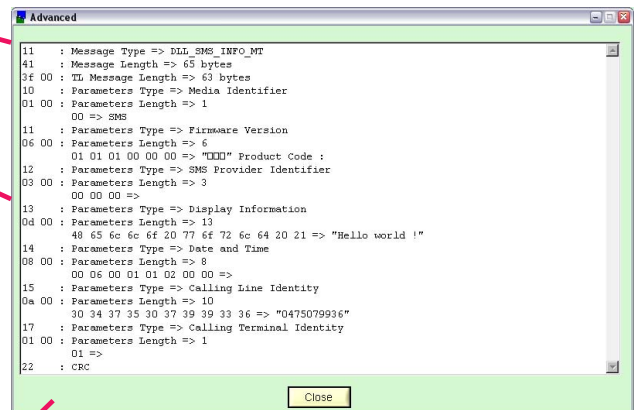
## A tool for protocol analysis - CallerID & SMS (P1/P2)

The signal is decoded in a list of time stamped telephony events. Each event can be decoded in a specific window :

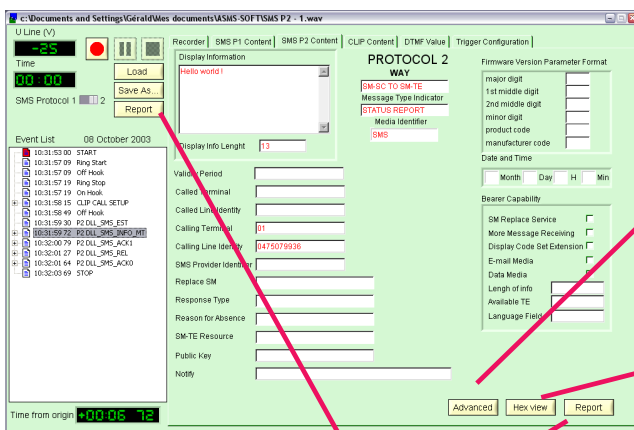
### Example of CallerID type



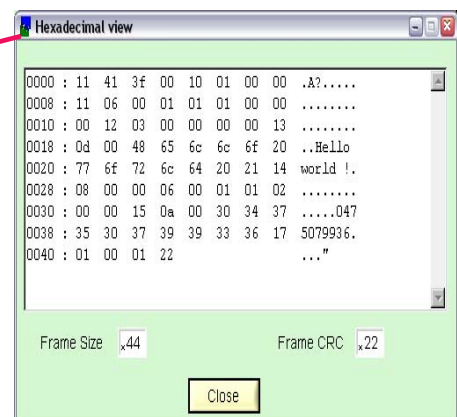
Advanced decoding remind you the meaning of each byte of the concerned protocol :



### Example of SMS (protocol2)



It is also possible to go deeply, up to the hexadecimal analysis



And generate a report automatically. (Word format)

